

NI STANDARD

DISEGNI STANDARD

DISEGNI STANDARD

Se non vi sono richieste di profili particolari è possibile attingere dalle prossime pagine. I seguenti disegni sono già inseriti nei nostri archivi e volendo possono essere richiesti anche variandone la scala. Ricordiamo comunque che non comporta nessuna spesa o impegno particolare l'esecuzione di profili su disegno del progettista.

DISEGNI STANDARD

DISEGNI STANDARD



Dis.01
mm. 1300x150x40



Dis.02
mm. 1300x150x80



Dis.03
mm. 1300x150x50



Dis.04
mm. 1300x160x40



Dis.05
mm. 1300x200x100



Dis.06
mm. 1300x150x120



Dis.07
mm. 1300x160x50



Dis.08
mm. 1300x200x80



Dis.09
mm. 1300x130x40



Dis.10
mm. 1300x250x100



Dis.11
mm. 1300x200x20



Dis.12
mm. 1300x180x30



Dis.13
mm. 1300x220x90



Dis.14
mm. 1300x230x60



Dis.15
mm. 1300x150x60



Dis.16
mm. 1300x70x40



Dis.17
mm. 1300x170x85



Dis.18
mm. 1300x120x60



Dis.19
mm. 1300x380x360



Dis.20
mm. 1300x350x310




Dis.21
mm. 1300x396x220



Dis.22
mm. 1300x368x200



Dis.23
mm. 1300x400x315



Dis.24
mm. 1300x400x350



Dis.25
mm. 1300x500x500



Dis.26
mm. 1300x565x490



Dis.27
mm. 1300x517x430




Dis.28
mm. 1300x320x191



Dis.29
mm. 1300x340x250



Dis.30
mm. 1300x390x200



Dis.31
mm. 1300x500x180



Dis.32
mm. 1300x400x300



Dis.33
mm. 1300x500x400



Dis.34
mm. 1300x330x250



Dis.35
mm. 1300x345x260




Dis.36
mm. 1300x550x510


FRONTONI, CORNICI E DAVANZALI



Dis. 37



Dis. 38



Dis. 39



Dis. 40



Dis. 41




Dis. 42


N.B. I contorni finestra sono realizzabili adattandoli a qualsiasi foro.




FC 01



FC 02



FC 03



FC 04

N.B. L'altezza delle fasce cappotto vanno da mm 300 a mm 600, lo spessore da mm 30 a mm 100 e la lunghezza standard è di mm 1300.

PIETRE ANGOLARI, BUGNE, CHIAVI



PIETRE




ESEMPI DI COMPOSIZIONE DI FACCIATE





Dis. 49



Dis. 50



Dis. 51

SOTTOPOGGIOLI E MENSOLE



Dis. 52




Dis. 53



Dis. 54



Dis. 55



Dis. 56




Dis. 57



Dis. 58




Dis. 59



Dis. 60

SOPRAFINESTRE



Dis. 61


SOPRAFINESTRE



Dis. 62




Dis. 63



Dis. 64




Dis. 65




Dis. 66



Dis. 67




Dis. 68
TIMPANO




Dis. 69
CORNICE CON TRIGLIFI



Dis. 70
COLONNA CON BASE E CAPITELLO




Dis. 71
ERCHER



Dis. 72
TRONCO DI PIRAMIDE SOPRACAMINO




Dis. 73
CAPITELLO




Dis. 74




Dis. 75



Dis. 76



Dis. 77



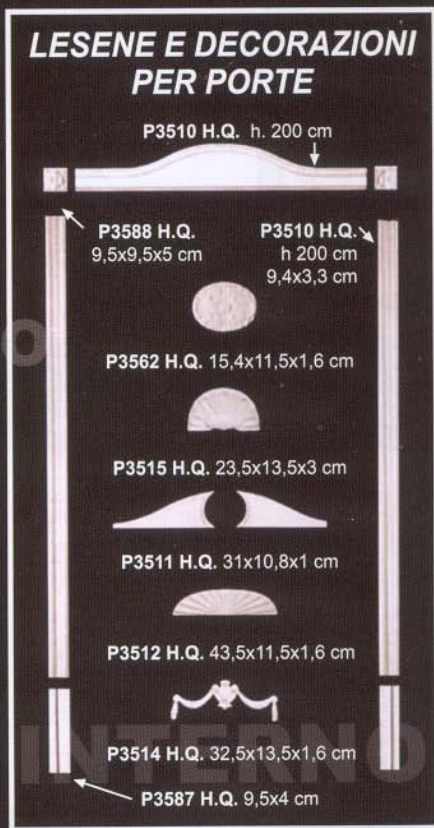
Dis. 78



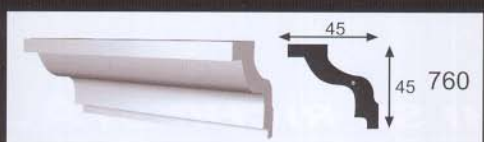


Dis. 79

.PROFILI E SAGOME PER INTERNI (o esterni)-

I seguenti profili possono essere forniti in PS rigido per interni oppure rivestiti in DEKORBAU per essere utilizzati all'esterno.





N.B. I suddetti profili possono essere rivestiti in Dekorbau in caso di utilizzo all'esterno

CARATTERI STANDARD

La nostra produzione comprende anche la possibilità di eseguire delle scritte, numeri, caratteri di vario genere, di qualsiasi misura, per aziende, stand fieristici, manifestazioni, vetrinistica ecc.

ABCDEF...1234**ABCDEF...1234****ABCDEF...1234****ABCDEF...1234****ABCDEF...1234**

e molte altre...

SCRITTE E MARCHI SU RICHIESTA

Utilizzando moderni programmi di lavorazione "tecnocad" siamo in grado di riprodurre i Vs. marchi aziendali o scritte pubblicitarie di vario genere.

